
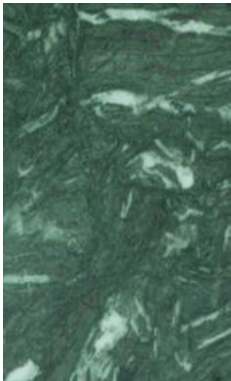



M A R B L E



Brushed



Honed



Polish



Paving



Walling



Steps



Countertop



Architecture

Forest Shaw is a vivid green stone defined by its flowing veins and intricate natural textures. Its deep, forest-inspired hues bring an organic richness to interiors, blending timeless beauty with a sense of calm strength across architectural and decorative applications.

- ✓ Flexural balance allows refined finishing across honed, brushed, and polished surfaces
- ✓ Dense, low-water-absorption formulation ensures longevity and easy maintenance
- ✓ Structural composition provides lasting durability for interior and exterior use

Physical Properties		Mechanical Strength	
Apparent Density (kg/m ³)	2,700 – 2,800	Compressive Strength (MPa)	120 – 150
Water Absorption (%)	upto 2	Flexural Strength (MPa)	12 – 20

Dimensions, thicknesses, and configurations of slabs can be customised in accordance with specific project or client requirements. Technical data sheets, quality certifications, and laboratory test reports can be furnished upon request or as required by the project specifications. Images are digitally created for representational purposes to convey tone and character; natural stone may vary in colour and pattern.

T: +91 82 9178 8999

E: contactus@stoneshippers.com

W: www.stonestry.com

All product descriptions, images, and specifications are provided for general information and illustrative purposes only. Natural stone is a product of nature; variations in colour, texture, and veining are inherent and should be expected. While every effort is made to ensure accuracy, the actual material may differ slightly from samples or photographs. Performance characteristics, such as durability and slip resistance, may vary depending on installation, finish, and maintenance. The company reserves the right to change product information without prior notice.