


# STONESTRY

COPING  
COLLECTION





The actual colours, textures, and patterns of the products in this document may vary due to the inherent characteristics of natural stone.

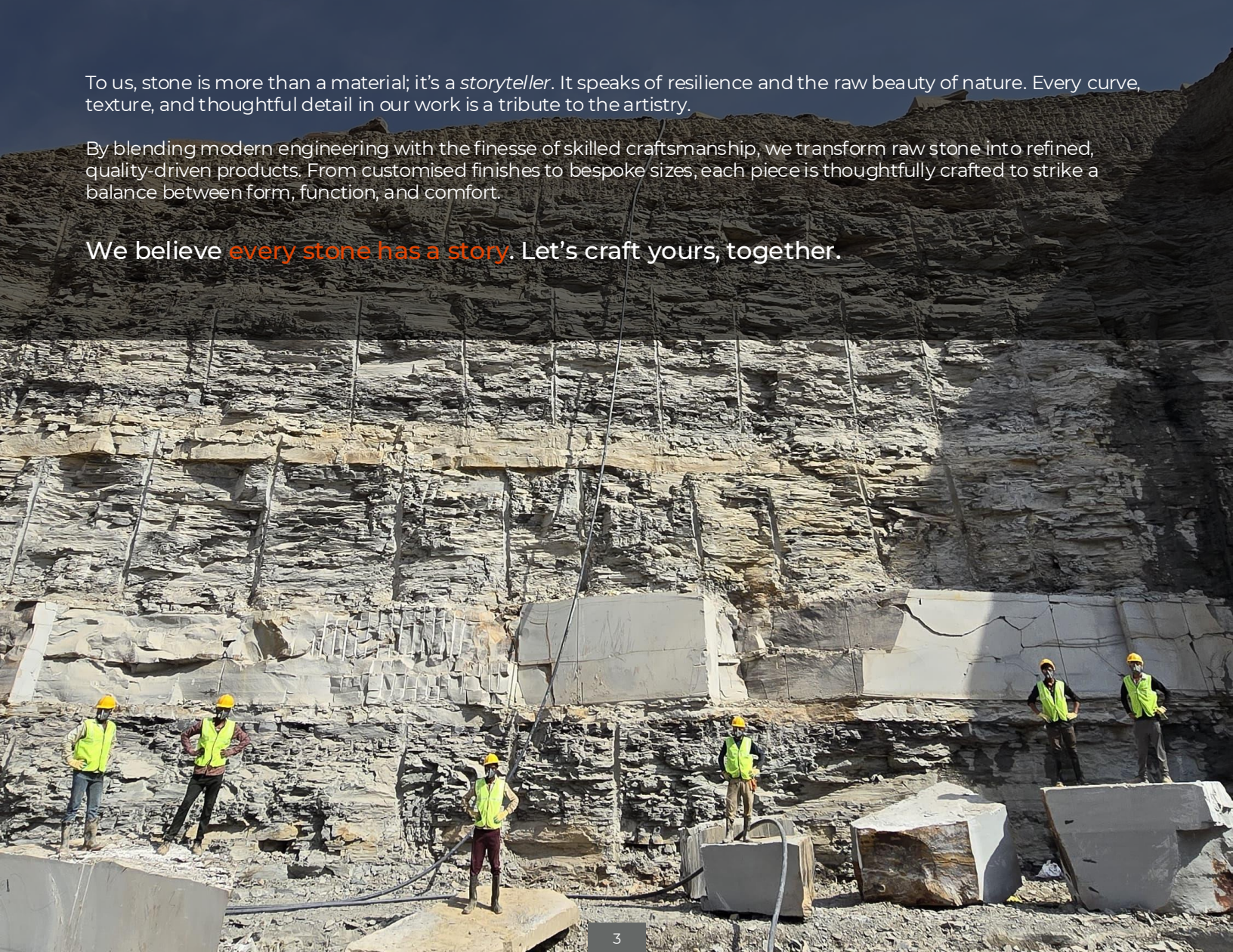
The information contained in this document is for general marketing and informational purposes only. While every effort is made to ensure the accuracy of the details, products, and services presented, we do not guarantee the completeness, reliability, or suitability of the information. All offerings, prices, and availability are subject to change without notice. This content does not constitute a binding offer, contract, or warranty. Please refer to official contractual agreements or consult an authorised representative for specific terms, conditions, and warranties. We shall not be liable for any damages, losses, or liabilities incurred through reliance on the material presented. All products and services are subject to applicable terms and conditions.

# every *stone* has a *story*

To us, stone is more than a material; it's a *storyteller*. It speaks of resilience and the raw beauty of nature. Every curve, texture, and thoughtful detail in our work is a tribute to the artist.

By blending modern engineering with the finesse of skilled craftsmanship, we transform raw stone into refined, quality-driven products. From customised finishes to bespoke sizes, each piece is thoughtfully crafted to strike a balance between form, function, and comfort.

We believe *every stone has a story*. Let's craft yours, together.





**40+** years of  
experience

## From Nature to Masterpieces

### *The Story of Our Legacy*

We craft nature into enduring works of art. With decades of recognised excellence, we have established ourselves as a globally trusted name in premium-quality stone.

Driven by a team of professionals, multiple state-of-the-art factories, and in-house quarries, our strength lies in scale, Sawn, and innovation. We offer an unparalleled selection of the finest quartzitic sandstone, sandstone, limestone, basalt, marble, schist, slate, and granite, handpicked to bring beauty and longevity to every design.

Rooted in traditional values and guided by modern craftsmanship, we work closely with architects, builders, designers, and distributors in India and worldwide to deliver elegant, durable, and sustainable products. Every piece we create reflects a deep commitment to quality, innovation, and trust.

## Stone Chronicles

Fascinating facts of coping made from natural stone

### Crown of the Wall

Coping stones serve as the architectural crown of masonry walls, shielding them from rain penetration while giving the structure a clean, finished profile

### Where Water Meets Stone

From historic fountains to modern pools, natural stone coping defines the edge of water spaces while managing splashes and runoff

### Slip Resistant by Nature

The textured surface of the coping provides inherent grip, making it ideal for applications around pools, terraces and garden walls

### From Fortress to Poolside

Originally used on fortress walls to prevent water damage, coping stones continue to perform the same protective role in modern architecture

DID YOU  
KNOW





## Where Nature Meets the Edge

Edges are more than finishing details; they are the defining line where architecture meets the elements. Natural stone coping transforms these edges into expressions of protection, elegance, and thoughtful design.

Coping stones serve aesthetic and functional roles. With every piece, we combine nature's strength with skilled craftsmanship. Stones are cut, profiled, and finished to highlight their beauty while ensuring dependable performance and easy installation.

From tranquil poolside environments to elegant garden walls, our coping range is designed to withstand the test of time. They weather gracefully, developing character while continuing to protect the structure beneath.

This curated collection is more than an edge detail – it is the finishing touch that brings balance, durability, and timeless appeal to the spaces you create.



## What is Coping?

### Where Design Meets Protection

Coping is weather's first defense and the defining edge of a pool. It adds strength and beauty, giving any project a clean architectural look.

### Naturally Unique. Timelessly Elegant.

Each coping stone has unique textures, colours, and markings. This natural character makes every installation one of a kind, offering authenticity and depth that manufactured materials cannot match.


### Engineered by Nature

Coping protects wall tops and pool edges from rain, sun, and moisture. Its dense structure gives it strength and durability, keeping it beautiful year after year.

### The Perfect Finishing

Coping does more than protect. It defines a space's look. Whether framing a pool or topping a parapet, it brings Sawn, balance, and a finished feel to any design.

Coping is more than just an edge detail. It brings protection with skilled craftsmanship. It combines strength, beauty, and the charm of natural stone.



## What Sets Us Apart?

### Quality and Craftsmanship

Every coping stone begins with carefully selected natural material and is shaped with Sawn by skilled hands and modern engineering. This ensures clean profiles, consistent dimensions, and enduring strength.

### Design with Purpose

From classic rounded profiles to contemporary straight-edge finishes, every design is crafted to balance visual elegance with practical performance.

### Your Vision, Our Craft

Every project has its own character. Whether framing a poolside retreat or crowning a garden wall, our coping collection is available in a range of shapes and custom sizes to seamlessly adapt to your architectural vision.

### Sustainability

Efficient cutting processes and environmentally conscious production practices enable us to minimise waste while maximising the potential of every stone block used in production. Responsible resource management helps us ensure that our manufacturing process respects natural materials.







## **Straight Coping 14**

Sawn	15
Sawn / Bullnosed	16
Sawn / Rockfaced	17
Antiqued	18
Antiqued / Bullnosed	19
Antiqued / Rockfaced	20

## **Corner Coping 22**

Sawn	23
Sawn / Bullnosed	24
Sawn / Rockfaced	25
Antiqued	26
Antiqued / Bullnosed	27
Antiqued / Rockfaced	28

## **Integrated Coping 30**

Sawn	31
Antiqued	32

## **Deep Edge Coping 34**

Sawn	35
Sawn / Bullnosed	36

## **Deep Corner Coping 38**

Sawn	39
Sawn / Bullnosed	40

## **Radius Coping 42**

Sawn / Bullnosed	43
------------------	----



# Finishes

*your guide. our quality.*

Natural stone coping can be profiled in different ways to suit aesthetic preferences and functional requirements.

From clean contemporary surfaces to rockfaced edges that highlight the raw character of stone, each finish enhances the material's visual depth and architectural presence.

## KNOW YOUR SURFACE



### Sawn

Flat machine-cut giving the stone a straight even surface



### Antiqued

Traditionally hand cut with a naturally split surface

## KNOW YOUR EDGE



### Sawn

Clean, straight edges cut by machine for a sharp, modern profile



### Textured

Edges are gently worn and softened to create a time-aged, Antiqued look



### Rounded

Fully Bullnosed that's smooth, ideal for steps and pool copings



# Colour Palettes

*your product . our possibilities.*

Our coping range is available in a range of colours to adapt to your aesthetic. From soft neutrals and earthy tones to deep charcoals and warm greys, every piece is tailored not only to meet your functional needs but also to elevate your living space with refined charm.

## QUARTZITIC SANDSTONE

Golden Glow



Arctic Mist



Silver Path



Copper Ridge



## LIMESTONE

Midnight Echo



## QUARTZITIC SANDSTONE

Crimson Trail



Midnight Crest



Petal Bloom



Two Tone



## GRANITE

Midnight Star



## Straight Coping

Straight coping provides a refined architectural edge for walls, raised planters, terraces, and pool surrounds. Its elongated profile creates a balanced visual line while protecting masonry surfaces from rain and weather exposure.

Suitable for contemporary and traditional landscape settings, this format combines durability with the natural character of stone.

### Standard Sizes

48" x 12" / 48" x 14"

### Thickness

35 mm / 50 mm

### Finishes

Sawn

Sawn / Bullnosed


Sawn / Rockfaced

Antiqued

Antiqued / Bullnosed

Antiqued / Rockfaced

Custom sizes available on request



Sawn



Golden Glow



Arctic Mist



Silver Path



Copper Ridge



Crimson Trail



Midnight Crest



Petal Bloom



Two Tone



Midnight Star

*Actual colours and textures may vary due to the natural characteristics of stone*

Sawn / Bullnosed



Golden Glow



Arctic Mist



Silver Path



Copper Ridge



Crimson Trail



Midnight Crest



Petal Bloom



Two Tone



Midnight Star

*Actual colours and textures may vary due to the natural characteristics of stone*

Sawn / Rockfaced



Golden Glow



Arctic Mist



Silver Path



Copper Ridge



Crimson Trail



Midnight Crest



Petal Bloom



Two Tone



Midnight Star

*Actual colours and textures may vary due to the natural characteristics of stone*

Antiqued



Golden Glow



Silver Path



Copper Ridge



Crimson Trail



Midnight Crest



Petal Bloom



Midnight Echo

*Actual colours and textures may vary due to the natural characteristics of stone*

Antiqued / Bullnosed



Golden Glow



Silver Path



Copper Ridge



Crimson Trail



Midnight Crest



Petal Bloom



Midnight Echo

*Actual colours and textures may vary due to the natural characteristics of stone*

Antiqued / Rockfaced



Golden Glow



Silver Path



Copper Ridge



Crimson Trail



Midnight Crest



Petal Bloom



Midnight Echo

*Actual colours and textures may vary due to the natural characteristics of stone*

# Stone Chronicles

Fascinating facts of coping made from natural stone

## Sawn Matters

Sawn finishes are cut with high-accuracy machines, with tolerances finer than a millimetre, giving them their sharp, modern look

## The Comfort Curve

Bullnosed coping aren't just aesthetic; they are designed to reduce sharpness and make it more comfortable to sit on or grip

## Texture with Purpose

Rockfaced coping are not random; they are carefully chiselled to create controlled ruggedness and visual depth

## Modern and Rustic Contrast

Sawn-cut surface with a Rockfaced is a favourite for designers because it blends sleek modernity with natural ruggedness in one piece

DID YOU  
KNOW



## Corner Coping

Corner coping is designed to create seamless transitions where horizontal and vertical surfaces meet. This format wraps neatly around edges and corners, making it ideal for steps, pool perimeters, and raised architectural elements. The integrated profile ensures both structural protection and visual continuity along the structure's edge.

### Standard Sizes

24" x 12" / 24" x 14"

### Thickness

35 mm / 50 mm

### Finishes

Sawn

Sawn / Bullnosed


Sawn / Rockfaced

Antiqued

Antiqued / Bullnosed

Antiqued / Rockfaced

Custom sizes available on request



Sawn



Golden Glow



Arctic Mist



Silver Path



Copper Ridge



Crimson Trail



Midnight Crest



Petal Bloom



Two Tone



Midnight Star

*Actual colours and textures may vary due to the natural characteristics of stone*

Sawn / Bullnosed



Golden Glow



Arctic Mist



Silver Path



Copper Ridge



Crimson Trail



Midnight Crest



Petal Bloom



Two Tone



Midnight Star

*Actual colours and textures may vary due to the natural characteristics of stone*

Sawn / Rockfaced



Golden Glow




Arctic Mist



Silver Path



Copper Ridge



Crimson Trail



Midnight Crest



Petal Bloom



Two Tone



Midnight Star

*Actual colours and textures may vary due to the natural characteristics of stone*

# Antiqued



Golden Glow



Silver Path



Copper Ridge



Crimson Trail



Midnight Crest



Petal Bloom



Midnight Echo

*Actual colours and textures may vary due to the natural characteristics of stone*

Antiqued / Bullnosed



Golden Glow



Silver Path



Copper Ridge



Crimson Trail



Midnight Crest



Petal Bloom



Midnight Echo

*Actual colours and textures may vary due to the natural characteristics of stone*

Sawn / Rockfaced



Golden Glow



Silver Path



Copper Ridge



Crimson Trail



Midnight Crest



Petal Bloom

*Actual colours and textures may vary due to the natural characteristics of stone*

## Stone Chronicles

Fascinating facts of coping made from natural stone

### Not Just Decorative

Pool coping is the protective cap around the pool shell. It prevents water from seeping behind the pool structure and provides a safe, non-slip edge.

### Straight Coping

Straight coping is most versatile, making them the easiest to install and replace - widely used in modern and traditional pool designs

### Corner Coping

Its vertical lip hides the pool shell edge while concealing the joint between the pool shell and deck giving a cleaner, more finished look

### Deep Edge Coping

It gives a luxury look with a further down vertical extension than corner coping, commonly seen in high-end or infinity-edge pools

DID YOU  
KNOW



## Integrated Coping

Integrated coping pieces are designed to integrate within paving layouts or modular coping systems. Their square format allows them to blend seamlessly into pool decks, terraces, and patio designs while maintaining a cohesive natural stone appearance. This format provides both structural integrity and design flexibility.

### Standard Sizes

24" x 24"

### Thickness

35 mm / 50 mm

### Finishes

Sawn

Antiqued

Custom sizes available on request



Sawn



Golden Glow




Arctic Mist




Silver Path



Copper Ridge



Crimson Trail



Midnight Crest



Petal Bloom



Two Tone



Midnight Star

*Actual colours and textures may vary due to the natural characteristics of stone*

# Antiqued



Golden Glow



Silver Path



Copper Ridge



Crimson Trail



Midnight Crest




Petal Bloom



Midnight Echo

*Actual colours and textures may vary due to the natural characteristics of stone*



## Deep Edge Coping

Deep Edge coping creates a bold architectural edge by extending vertically over the face of a wall or pool structure. This format frames the edge with a defined profile while concealing structural joints and construction lines. The result is a clean, continuous appearance that enhances the overall design.

### Standard Sizes

24" x 24" / 24" x 12"

### Thickness


35 mm / 50 mm

### Finishes

Sawn

Sawn / Bullnosed

Custom sizes available on request



Sawn



Golden Glow



Arctic Mist



Silver Path



Copper Ridge



Crimson Trail



Midnight Crest



Petal Bloom



Two Tone



Midnight Star

Sawn / Bullnosed



Golden Glow



Arctic Mist



Silver Path



Copper Ridge



Crimson Trail



Midnight Crest



Petal Bloom



Two Tone



Midnight Star

*Actual colours and textures may vary due to the natural characteristics of stone*

## Stone Chronicles

Fascinating facts of coping made from natural stone

### Cooler Than Concrete

Sandstone and limestone are popular because they reflect heat better than concrete, staying cooler under bare feet in hot climates

### Design Affects Water Flow

The edge profile influences how water splashes back into the pool versus onto the deck, important for cleanliness and safety

### Eco Friendly Choice

Natural stone coping has a lower environmental impact compared to synthetic materials

### Hand-Finished Edges Add Character

Many natural stone coping pieces are hand-chiselled or tumbled to create aged, rustic edges that enhance aesthetic appeal

DID YOU  
KNOW



## Deep Corner Coping

Deep Corner coping is used along the edges of pools, walls, or steps. It has an "L" profile, with one side flat on the surface and the vertical "drop face" extending downward to cover the exposed edge. This creates a clean, seamless look and protects the structure beneath. The design enhances aesthetics and adds durability by shielding edges from wear, weather, and water exposure.

### Standard Sizes

24" x 24" / 24" x 12"

### Thickness


35 mm / 50 mm

### Finishes

Sawn

Sawn / Bullnosed

**Custom sizes available on request**



Sawn



Golden Glow



Arctic Mist



Silver Path



Copper Ridge



Crimson Trail



Midnight Crest



Petal Bloom



Two Tone



Midnight Star

*Actual colours and textures may vary due to the natural characteristics of stone*

Sawn / Bullnosed



Golden Glow



Arctic Mist



Silver Path



Copper Ridge



Crimson Trail



Midnight Crest



Petal Bloom



Two Tone



Midnight Star

*Actual colours and textures may vary due to the natural characteristics of stone*




## Radius Coping

Radius coping is designed to follow the natural lines of circular pools, curved walls, and organically shaped landscape features. Carefully shaped to maintain smooth transitions along curved edges, these pieces preserve both the strength and elegance of natural stone while allowing greater design freedom.

### Finishes

Sawn / Bullnosed  
Sawn / Rockfaced  
Antiqued / Bullnosed  
Antiqued / Rockfaced

**Custom sizes available on request**



Sawn / Bullnosed




*Actual colours and textures may vary due to the natural characteristics of stone*

## Care and Maintenance

Natural stone coping is valued for its durability, timeless character, and ability to weather gracefully. With proper care, these stones will maintain their strength and visual appeal for many years.

### Preventive Care

- Seal the stone regularly to prevent water absorption and staining
- Clean with mild pH-neutral products and avoid acidic or harsh cleaners to prevent etching and surface damage
- Oils, leaves, and dirt can stain if left too long. Clean spills or organic debris promptly to avoid permanent marks.
- Use soft brushes or cloths for cleaning – abrasive tools can scratch or wear down the stone surface
- Inspect the joints between coping stones regularly and repair any cracks or gaps to prevent water seepage behind the structure





# STONESTRY

## Stone Shippers Limited

### Head Office

117 Jolly Maker Chambers II  
Nariman Point  
Mumbai 400 021  
India

### Experience Centre

32 Atlanta  
Nariman Point  
Mumbai 400 021  
India

+91 82917 88999  
[contactus@stoneshippers.com](mailto:contactus@stoneshippers.com)